

CONSERVATION OF THE SHOMPEN TRIBE OF GREAT NICOBAR ISLAND - PROBLEMS OF FUTURE SURVIVAL

By

Prof. T. SUBRAMANYAM NAIDU


Former Dean & Head
School of Social Sciences and International Studies
Pondicherry University
Pondicherry




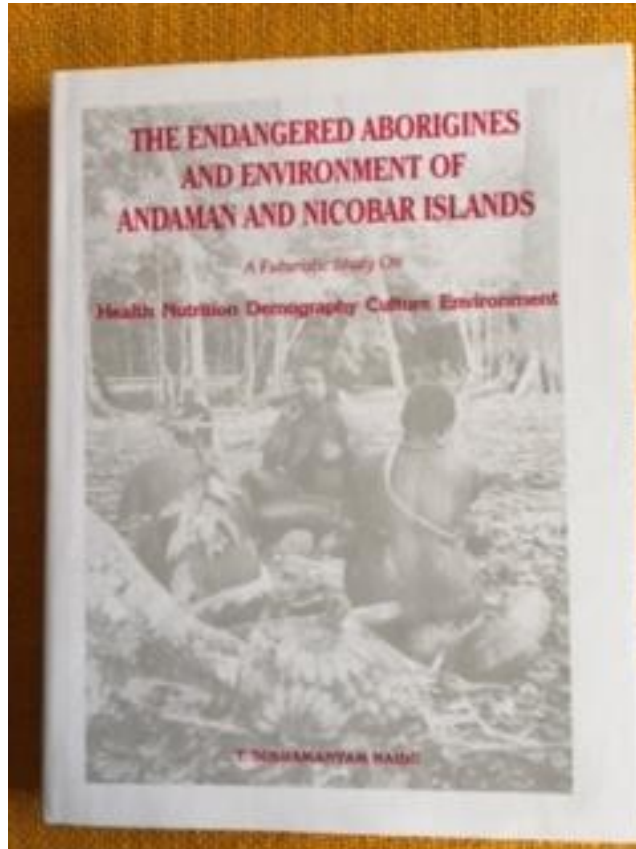
RESEAR DOCUMENTS SUBMITTED TO GOVT. OF INDIA AND AAJVS IN 1996 FOR CONSERVATION OF ANI TRIBES



MICRO LEVEL STUDIES COVERS BOTH BIOLOGICAL, CULTURAL AND CONSERVATION ASPECTS ON ANI TRIBES

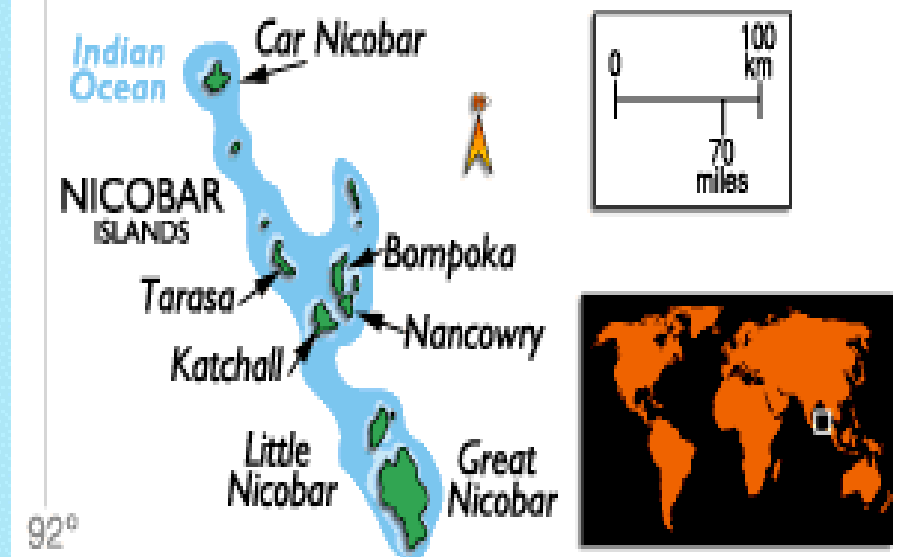
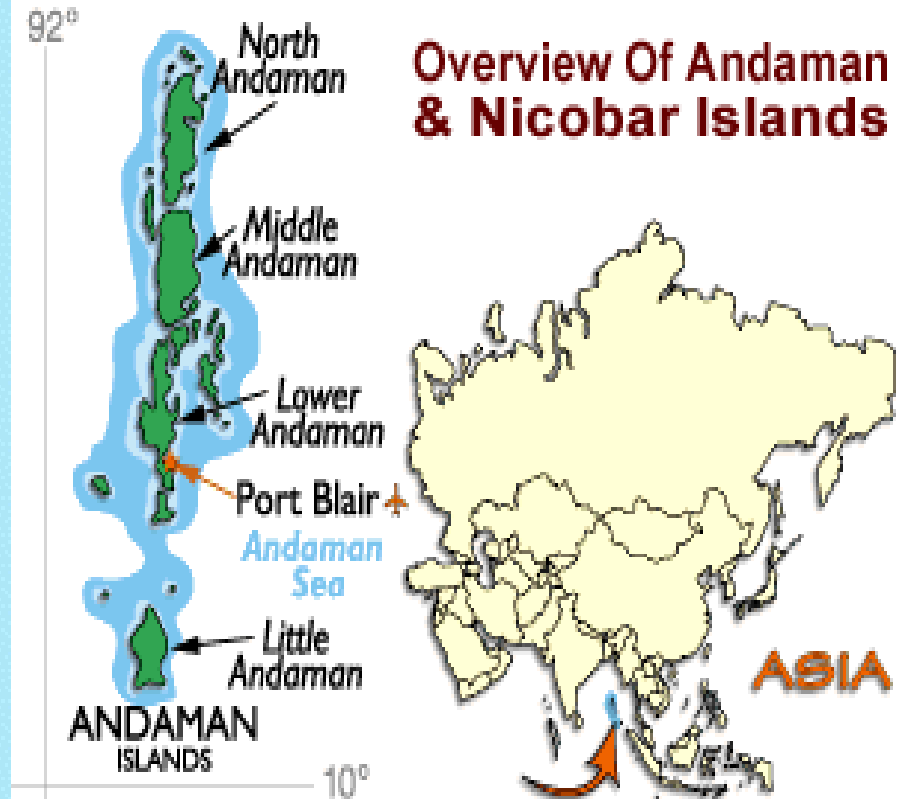
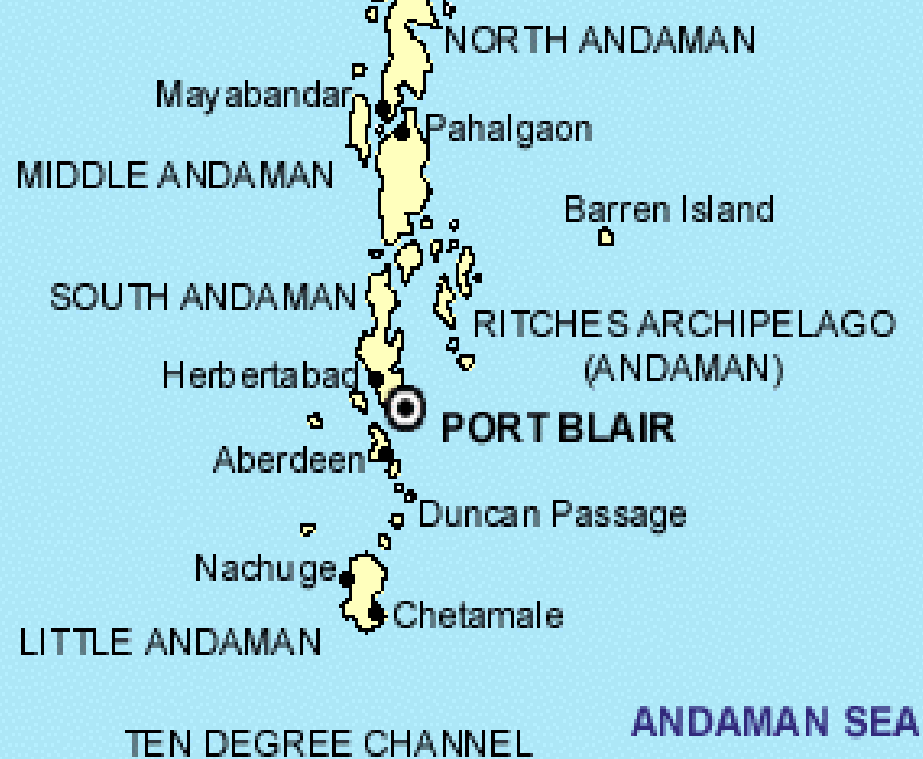


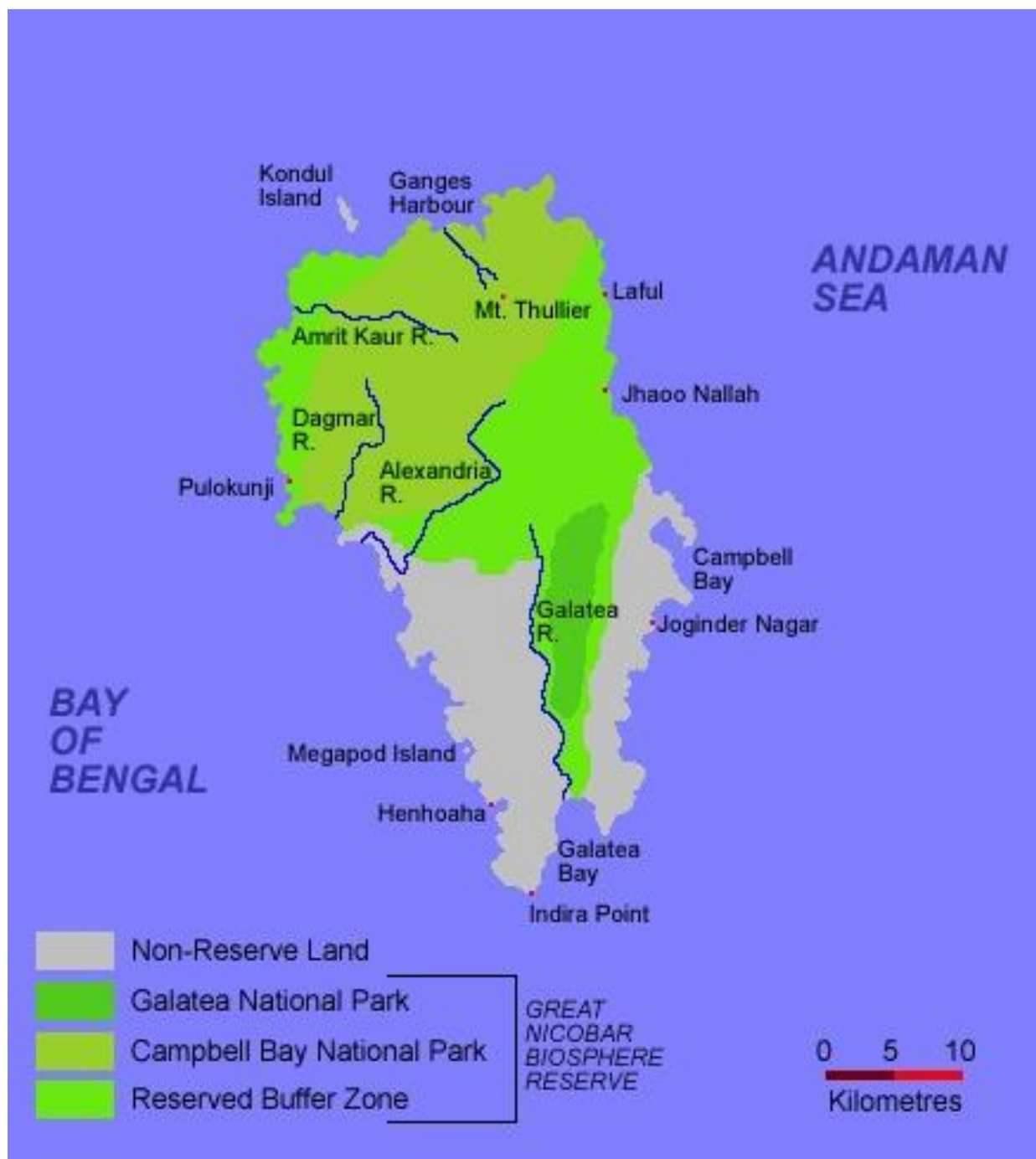
PRECIOUS RESEARCH DOCUMENTS NEVER USED FOR THE CONSERVATION SUBMITTED IN 1998 & 2001



The Tribes and the Inhabited Islands

S. No.	Name of the Island	Name of the Inhabited Tribe
1	Strait Island	Great Andamanese
2	Little Andaman	Onge
3	Great Nicobar	Shompen
4	Middle and South Andaman	Jarawa
5	Sentinel Island	Sentinel
6	Car Nicobar	Nicobarese





Shompen Population Distribution

Shompens are living in the areas of Galathea, Alexandria, Dagmar and Jubilee river basins, and the seacoasts. On the basis of their concentration and their bands they are divided into seven groups, such as:

- i. 35 Kms group, around the Shompen hut complex,***
- ii. Kothangai camp, those who are dwelling just above the east west Road,***
- iii. Alexandria camp, around the river Alexandria,***
- iv. Dagmar camp, areas of Pillokunj and Dagmar river basins,***
- v. Areas of Kokeon, Pillobha and Singambasthy,***
- vi. Lawful camp including the areas of Lawful and Trinkat***
- vii. 27 Kms camp including the areas of settlements near the river Galathea.***

Table 1: Tribal Population in Andaman and Nicobar Islands

Name of the tribe	1867	1901	1911	1921	1931	1941	1951	1961	1971	1981	1991	1996	2005
Andamanese	3000	625	455	209	90	32	23	19	24	25	36	36	51
Onge	–	672	631	346	250	–	150	129	106	97	98	104	93
Jarawa	–	585	114	231	120	–	50	500	250	250	–	–	275
Sentinelese	–	385	117	117	50	–	100	100	100	100	–	–	–
Shompen	–	348	375	375	200	–	20	71	92	214	180	181	210

Source: Census Reports (1901-1961) AnSI Reports, Naidu (1996, 2005)

Growth of Our Tribal Brethrens

Year	Andaman Tribals				Nicobar Tribals				A & N Total
	Andam	Ongees	Sentin	Jarawas	Total	Nico	Shomp	Total	
1951	23	150	50	(50)	273	11902	(20)	11922	12195
1961	19	129	50	(500)	698	13903	71	13974	14672
1971	24	112	50	(500)	763	17874	92	17966	18729
1981	26	97	50	31	203	21984	223	22207	22410
1991	45	95	(50)	(280)	470	26000	250	26250	26720
2001	43	96	(39)	(240)	418	28653	398	29051	29469
2011	44	101	15	380	540	27168	229	27397	27937

Source: Basic Statistics, A & N Administration. Note: Figures in the brackets are negative.

Source: Basic Statistics, A & N Administration. Note: Figures in the brackets are Estimates.

Area-wise Population Distribution of the Shompen

S.No.	Name of the	Number of			
Total	Shompen Area	Households			
Male	Female	Population			
1.35 Kms Camp	6	18	5	23	
(10.71)	(16.07)	(7.25)	(12.71)		
2.Kothangai Camp	9	15	7	22	
(16.07)	(13.39)	(10.14)	(12.15)		
3.Alexandriya Camp	10	15	12	27	
(17.86)	(13.39)	(17.39)	(14.92)		
4. Dagmar Camp	73	8	15		
(7.14)	(6.26)	(11.59)	(8.29)		
5.Kokean,Pillobha & Chingampasthy	11	23	14	37	
(19.64)	(20.54)	(20.29)	(20.44)		
6. Lowful Camp	6	12	9		
21	(10.71)	(10.71)	(13.04)		
(11.60)					
7. 27 Kms Camp/ Diggu Camp	10	22	14	36	
(17.86)	(19.64)	(20.29)	(19.89)		
Total	56	112	69	181	

Table 2: Age and Sex Composition of the Shompen in Great Nicobar Island

Age Group (Years)	Number of Males	Percentage	Number of Females	Percentage
0-4	5	4.46	4	5.79
5-9	5	4.46	2	2.90
10-14	11	9.82	6	8.70
15-19	13	11.61	5	1.25
20-24	16	14.29	7	10.14
25-29	17	15.18	13	18.84
30-34	13	11.61	11	15.94
35-39	9	8.03	9	13.04
40-44	13	11.61	6	8.70
45-49	5	4.46	3	4.35
50-54	2	1.79	3	4.35
55-59	3	2.68	-	-
60 +	-	-	-	-
Total	112	100.00	69	100.00



Table 3 Sex Ratio of the Shompen

Age Group	Sex Ratio
0-4	800.00
5-9	400.00
10-14	545.45
15-19	384.62
20-24	437.50
25-29	764.70
30-34	846.15
35-39	1000.00
40-44	461.54
45-49	600.00
50-54	1500.00
55-59	-
60 +	-
Total	616.07

Table 4: Martial Status of the Shompen in Great Nicobar Island

Age Group	Single	Male Married	Widower	Female Single	Married	Widow
0-4	5 (8.93)	-	-	4 (26.67)	-	-
5-9	5 (8.93)	-	-	2 (13.33)	-	-
10-14	11 (19.64)	-	-	6 (40.00)	-	-
15-19	13 (23.21)	-	-	3 (20.00)	2 (3.85)	-
20-24	13 (23.21)	3 (5.77)	-	-	7 (13.46)	-
25-29	7 (12.50)	10 (19.23)	-	-	13 (25.00)	-
30-34	2 (3.58)	11 (21.15)	-	-	10 (19.23)	1 (50.00)
35-39	-	8 (15.38)	-	-	9 (17.30)	-
40-44	-	11 (21.15)	1 (25.00)	-	6 (11.54)	-
45-49	-	5 (9.52)	2 (50.00)	-	2 (3.85)	1 (50.00)
50-54	-	1 (1.92)	-	-	3 (5.77)	-
55-59	-	3 (5.77)	1 (25.00)	-	-	-
60 +	-	-	-	-	-	-
Total	56 (100.00)	52 (100.00)	4 (100.00)	15 (100.00)	52 (100.00)	2 (100.00)

Table 10: Declining trend of Shompen, Onge and Great Andamanese


Year	Population		
	Shompen	Onge	Great Andamanese
1901	348	675	625
1911	375	631	455
1921	375	346	209
1931	200	250	90
1941	-	-	32
1951	20	150	23
1961	71	129	19
1971	92	106	24
1981	204	97	25
1991	180	98	36
1996	181	104	37
2001	90	57	10
2011	82	46	07
2021	75	38	05
2031	68	30	-
2041	62	25	-
2051	56	20	-
2061	51	16	-
2071	47	13	-
2081	42	11	-

Family Size of the Shompen

<i>Family Size</i>	<i>Number</i>	<i>Percentage</i>
<i>of Families</i>		
1	4	7.14
2	15	26.78
3	17	30.36
4	9	16.07
5	9	16.07
6	-	-
7	1	1.79
8	1	1.79
<i>Total</i>	56	100.00
<i>Mean</i>	3.21	

**The Shompen With Severe Scabies Infection
(Many of them think it is Leprosy but it is not so).**





The Shompens at 47 Km Camp – An example for the eco-friendly relationship between the man and the Bio-Sphere



Shompen Man



Shompen women

Shompen man carrying Pandanus from forest



Shompen Sharing the Cooked Rice with Prof. T.S. Naidu



Shompen man in search of Food




Young Shompen girl frontal view





Larvae extracted from rotten logs : A delicacy



A Shompen with Ray fish

Shompen the semi-nomadic tribe living in the small scattered settlements of Great Nicobar Islands is still in the primitive conditions of living and escapes by seeing an outsider.

The Shompen are sharply dwindling in number the present enumerated population is 181. (For the first time the population was enumerated and a detailed demographic study was conducted).

The data extrapolated data shown in the figure shows that the population is decreasing at a faster rate and it may extinct by 2081. So there is an urgent need to save this population from extinction

Great Nicobar island showing the the availability of fresh water resources

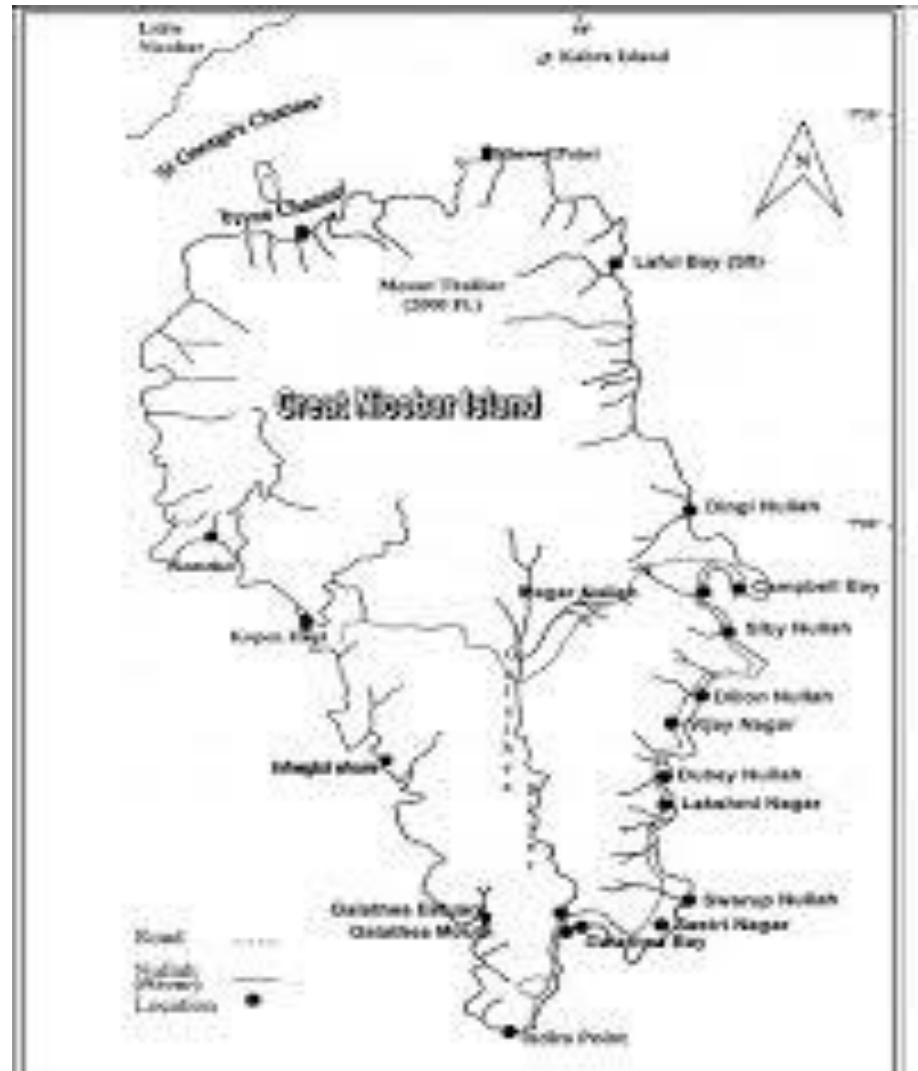
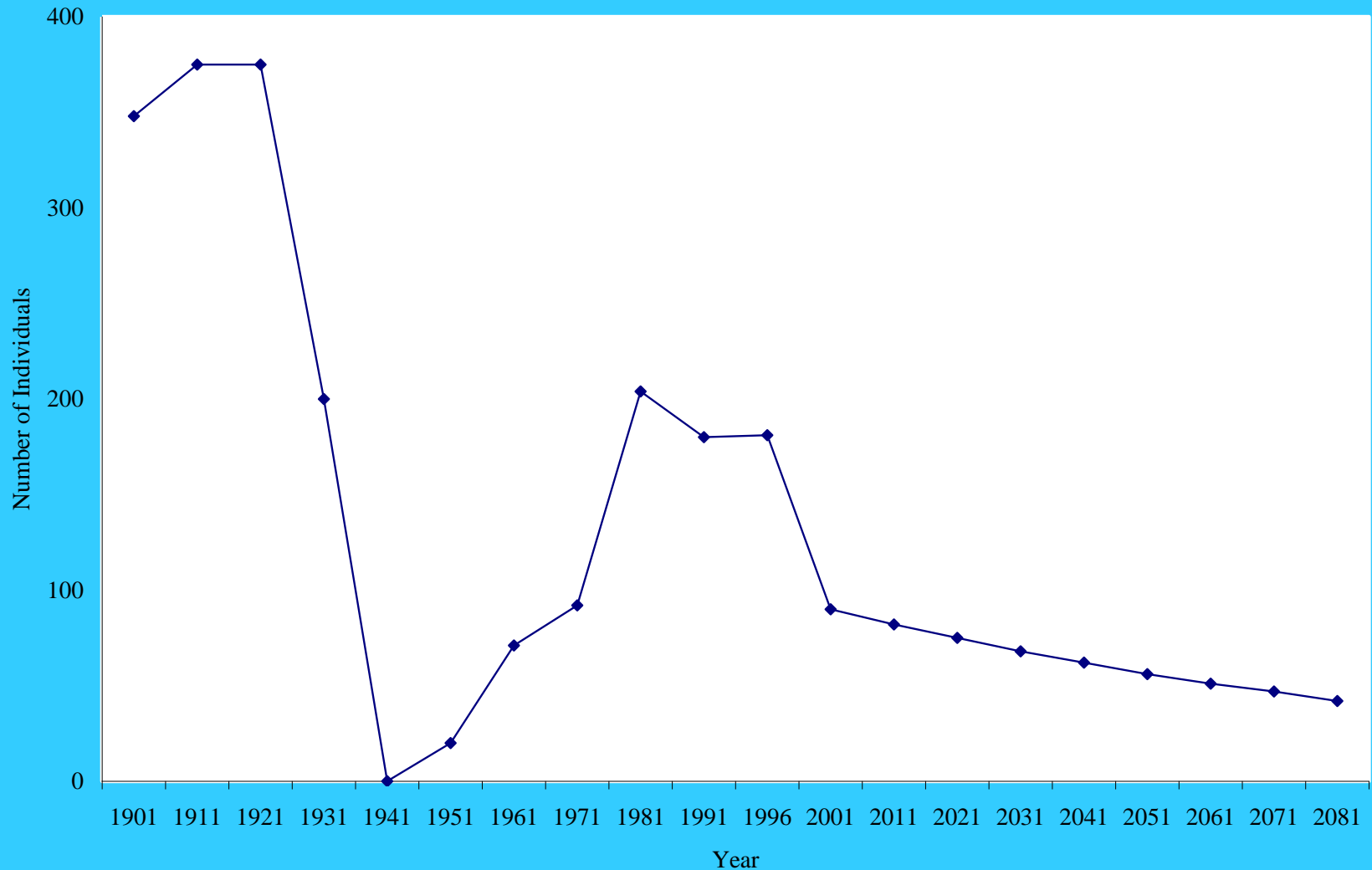


Figure 1: DECLINING TREND OF SHOMPEN POPULATION

2001-2081 are Extrapolated Data
(Inverse Exponential Model)



THE FOLLOWING SUGGESTIONS MAY BE IMPLEMENTED TO PROTECT THE SHOMPEN

- Government should provide the basic necessities like food, cloth, shelter, protected water for drinking purpose.***
- Distribution of ration to the Shompen should be***
- To enhance the Shompen economy, their primitive tools and technology must be improved. AAJVS should provide modern hunting and fishing materials to them***
- Shompen are good in horticulture it should be improved***
- Maternal and child health care facilities and child development programs along with the educational institution which may help the Shompen women to send their children to the schools.***

- ***The Primary Health Centre in Campbell Bay and the sub-centre in the Shompen complex are not properly functioning. These centers are not well equipped with proper medicines and drugs.***
- ***The health centre at Shompen Hut Complex should be strengthened***
- ***The in charges of the Shompen Hut Complex may be handed over to the
the administration***
- ***The Shompen Hut Complex employees should be stream lined and it should be brought under the administrative head of the Great Nicobar.***
- ***Marketing facilities should be improved to avoid the exploitation of the Shompen by the Nicobarese and the local business people.***
- ***Anganwadi center should be opened at Shompen Hut Complex. The Anganwadi worker, a female Health Worker staff should stay permanently at SHC. This will make the Shompen women and children to visit the SHC frequently.***

Prof. Naidu Receiving **1998 Commendation Award** from the Governor of Andaman and Nicobar Islands



Presentation of Jarawa conservation project report to the
SC & ST Commission Chairman
Mr. Dhilip Singh Bhorla and to the Ministry




SRI KISHORE CHANDRA DEV FORMER TRIBAL AFFAIRS MINISTER RELEASING THE PVTG DOCUMRNT FILMS




SRI FAGGAN SINGH KULASTE FORMER HEALTH MINISTER RELEASING THE PVTG DOCUMENTRY FILMS



SRI SANGMAJI FORMER LOKSABHA SPEAKER RELEASING THE PVTG DOCUMENTRY FILMS



SRI JUAL ORAM TRIBAL AFFAIRS MINISTER RELEASING THE PVTG DOCUMENTRY FILMS



Contact

tsnaidu1952@gmail.com
www tsnaidu.com

THANK YOU